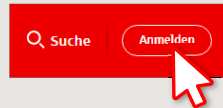


pushTAN: Bank transfers in the internet branch

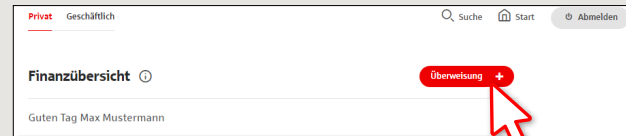
www.spk-cham.de/pushtan

 Sparkasse
im Landkreis Cham

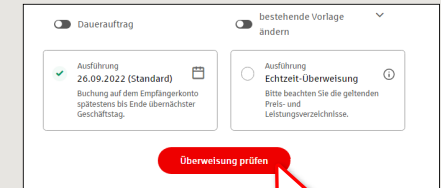
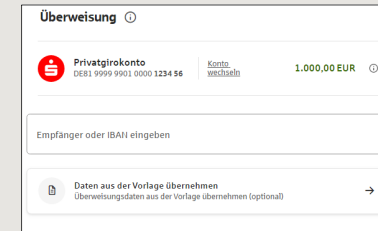
1 Log on to our Website.



2 Click on the red field „Überweisung“. Then choose which of your accounts you want to transfer from.



3 Now enter the name of the recipient, their IBAN, the amount and the purpose of payment - like the invoice number if available.



In the lower part you can make further settings. By clicking on „Überweisung prüfen“ the details are summarized again.

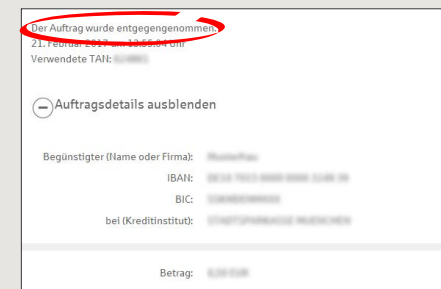
4 A message is sent to your smartphone informing you that you have a new pushTAN. Open the **S-pushTAN app** and enter your password.



Tap on **„Auftrag freigeben“**.

Important security information: Compare the details in the pushTAN message with your original documents, e.g. invoice.

5 Your transfer has been carried out and you receive confirmation.



Tips: Enter the details directly. Errors can occur when copying. Avoid using umlauts and special characters. Euro and cents are separated with a comma. Avoid using any separator for thousand amounts: (correct: 1500; incorrect: 1.500).

DO YOU HAVE ANY FURTHER QUESTIONS? WE ARE HAPPY TO HELP YOU.

Central service call number: You can contact us under
09971 481-0 Mon – Fri from 8 am – 6 pm.

Further information about online banking is available at:
www.spk-cham.de

ONLINE APPOINTMENT:

Make an appointment directly with your
consultant online:

www.spk-cham.de/online-termin